






























Common sweet pepper pests and diseases and Syngenta solutions

Diseases and pests	Effects to crop	Suggested chemicals
Damping off	 	 Apron^{Star}  RidomilGold^{MZ}
White flies and aphids	 	 Actara[®]  Karate[®]
Thrips	 	 Karate[®]  Dynamec[®]  Actara[®]
Phytophthora blight	 	 RidomilGold^{MZ}  Daconil[®]  Ortiva[®]
Powdery mildew and leaf spots	 	 Ortiva[®]  ThiovitJet[®]  Score250EC[®]
Anthracnose and Botrytis	 	 Ortiva[®]  Daconil[®]  Score250EC[®]
Spider mites and leaf miner	 	 ThiovitJet[®]  Dynamec[®]  Polytrin[®]
Worms - Horn worm, Fruit worm, Army worm, Cut worms	 	 Karate[®]  Match[®]

NOTE: Drenching at nursery stage and during transplant with **Actara[®]** prevents early plant attack by soil and sucking pests and prevents viral disease transmission.

Note: The pictures in this brochure illustrate the type of vegetable and not particular the variety. All information is subject to the market requirements and local conditions.
Resistance according to **Syngenta** is the ability of a plant variety to restrict the growth and development of a specific pest or pathogen and/or the damage they cause when compared to susceptible plant varieties under similar environmental conditions and pest or pathogen pressure. Resistance varieties may exhibit some disease symptoms or damage under heavy pest or pathogen pressure.

P. O. Box 30393-00100 Nairobi, Kenya. Tel + 254-203228000, Cell 0722205117 or 0733622778.
Email: syngenta.east_africa@syngenta.com. www.syngenta.co.ke

Commandant F1 and Admiral F1 Sweet Peppers



Sweet Peppers

syngenta.

High yield, great taste

To look good, a sweet pepper has to be



Glossy



Blocky



Thick-walled



Four-lobed

Admiral F1 facts

Fruit

Weight: 190-220 gms
Fruit Size: 11.5X11.5 cm
Shape: Blocky, Thick walled

Production/Yield

Open field

- Average 25-30 tons per acre.*
- Harvesting for 10 weeks.*
- Yield 2 kgs per plant for green.*

Greenhouse

- Average 50-60 tons per acre.*
- Harvesting 4-6 months.*
- Yield 4kgs per plant for yellow.*

Disease Resistance

- Potato virus Y (PVY)
- Tomato mosaic (L1)
- Tobacco mosaic
- Pepper mild mottle
- Bacterial spot (Xcv) race 1-3

*The yield will depend on good agronomic practice.



75 days after transplanting for green harvesting



90 days for yellow colour

Commandant F1 facts

Fruit

Weight: 170-200 gms
Fruit Size: 11.5X11.5 cm
Shape: Blocky to deep blocky, firmness

Production/Yield

Open field

- Average 25-30 tons per acre.*
- Harvesting for 10 wks.*
- Yield 2 kgs per plant for green.*

Greenhouse

- Average 50-60 tons per acre.*
- Harvesting 4-6 months.*
- Yield 4kgs per plant for red.*

Disease Resistance

- Potato virus Y (PVY)
- Tomato mosaic (L1)
- Tobacco mosaic
- Pepper mild mottle
- Bacterial spot (Xcv) race 1-3

*The yield will depend on good agronomic practice.



75 days after transplanting for green harvesting



90 days for red colour

Pepper Crop Husbandry

Nursery period

Recommended raising seedlings in the nursery bed for 6-8 weeks before transplanting to the main field. Drench with **Actara** after sowing seeds and before transplanting to prevent early attacks by soil and sucking pests at nursery stage.

Transplanting

Standard Spacing: 60 X 45 cm
 Drench seedlings with **Actara** when transplanting to prevent early attack by aphids, whiteflies and thrips.

Note: **Actara** is recommended for drenching at nursery and transplanting stage for the following benefits:

- Stronger, vigorous seedlings.
- Longer fibrous roots.
- Higher germination rate.
- Virus resistance.
- Protection against early sucking pests.



Land

Ensure crop is grown in a fertile land. Use manure to enrich soil with nutrients or apply base fertilizer at planting period such as N.P.K at 10gms per hole as general application.

Note: Vital to confirm soil nutrients through soil analysis.

Top dressing

Top dress 3-4 weeks after transplanting with N.P.K (complete fertilizer) at 10gms per plant (confirm through soil nutrient analysis). Repeat three weeks later.

Foliar fertilizer

Foliar fertilizers can be used to supplement soil applied fertilizers especially during periods of crop stress.

Foliar applied fungicides

Foliar applied fungicides that are sulfur based like **Thiovit** can be used to supplement sulfur deficiencies in crops.

Crop support

The crop can be grown as a bush or reduced to 2-3 main primary suckers. For bush culture the crop is not pruned but allowed to have more than three main branches.

Under 2-3 primary main branches the crop needs string / twine support particularly under greenhouse production.

Under good support and good agronomic growing conditions greenhouse pepper can be harvested for period of over six months and more than three months under open field production.

